

# TETEX

EUROPEAN TECHNICAL TEXTILES MAGAZINE  
SUMMER 2016

AMAZING TENTS  
FEEL LIKE A  
CAMPING KING!

PRODUCT TEST  
THE BIG TEST OF  
SLIP AND SLIDE

AMAZING GADGETS  
FLAK SACK  
THEFT-PROOF BACKPACK

CAMPERVAN HOLIDAYS - CHOOSE THE PERFECT MODEL

TOP 10  
SUMMER  
SPORTS



## EDITORIAL



Dear readers,

the sweltering heat doesn't spare anyone, nevertheless we have started to work with a vengeance! We present the summer issue of Tetex Magazine in a shorter (but just as beautifully formed) version.

In fact, this version is even better than ever! – we've chosen the most innovative products and projects for you to check out this summer. We also tell you a little bit about campervans and show you how to surf in the city center.

Please share with us your stories about your holiday adventures and, in the meantime, we will get to work on the special Tetex's special issue which will be released in October.

Enjoy your summer!  
Tetex Team

**Publisher:**

**Tetex Ltd** - European techtextil portal

Great Britain

167 Askham Lane, YO24 3JA York

+44 788 497 7809

Poland

Kłobucka 7, 02-699 Warsaw

+48 22 101 399 8

[www.tetex.com](http://www.tetex.com) / [info@tetex.com](mailto:info@tetex.com)

**Editor in Chief:**

Dorota Sakowska-Hunt

**Editorial Team:**

Katarzyna Topolska

Łukasz Cichoszewski

**Graphic Department:**

Jakub Jankowski

Advertisement

European portal **Tetex.com** invites companies and institutions interested in a trade and marketing collaboration, and publication of innovations and achievements in the technical textiles industry. We support your business through the publication of articles, multimedia content and social media entries. Partnership with us is based on exchanging information and helping to reach a potential client. If you would like to learn more, write to us: [info@tetex.com](mailto:info@tetex.com) and enter the word "Partnership" in the subject line.

Online version:

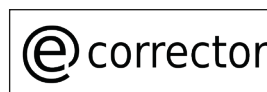


[www.tetex.com/magazine](http://www.tetex.com/magazine)

Photos by:



Translations:



Magazine printed by:



To order a subscription, please contact our distribution department: +48 22 101 399 8 | ALL RIGHTS RESERVED.

4



## TOP 10

Best outdoor adventures for summer

### 6 Modular tent

Camping in style!

7



### Flak Sack "Lock It and Leave It"

Theft-proof drawstring backpack

### 8 The KAISR Original

Inflatable sofa in case of an emergency

### 9 GoBoat!

Portable boat to explore the waters

10



### Kite Buggy

Check the wind powered drive!

12



### Campervan holidays

Choose the perfect car model

14



### Atypical tents

Camping like a king!

16



### SLIP and SLIDE!

Our test and review



# TOP 10 SUMMER SPORTS

## PARASAILING 1

A recreational kiting activity where a person is pulled the vehicle (usually a boat) while attached to a specially designed canopy wing which is similar to a parachute. It looks innocent but don't delude yourself.



[www.tahiti.com](http://www.tahiti.com)

## 2 RAFTING

An extreme version of traditional canoeing. Take your friends, inflatable boat and go to the mountain rivers for an adventure.



[www.merrillimagee.com](http://www.merrillimagee.com)

## KITESURFING 3

This sport gets more and more popular. The kite is attached to the board and the wind is your impellent. Professional kite surfers can jump to heights of a few metres.



[www.maxsurf.pl](http://www.maxsurf.pl)

## INFLATABLE ISLANDS 4

To be clear they're obstacle courses which are floating on the water. Usually they're built from different kinds of modules so they can give you wide range of activities. Look out for them during the holidays.



[www.wibit.com](http://www.wibit.com)

## TRANSPARENT CANOE 5

The technique of canoeing is exactly the same as in the traditional one but in this case you're able to admire underwater wildlife. It is highly recommended especially in locations with coral reefs.



[www.lowcytrendow.pl](http://www.lowcytrendow.pl)



## GYRO

6

The bullet-shaped gyro will take you for the adventure of a life-time! You go inside a gyro which is sent into a spin with a simple turn of the boat. Only for tough guys :)


[www.sportsstuff.com](http://www.sportsstuff.com)

7

## FLOATING SOFA

You're keen on fast ride but in a safe and comfortable way? The floating sofas were made for people like you. They are pulled by the boats what gives you an adrenaline boost whilst letting you relax at the same time.



## FLYING BOATS

8

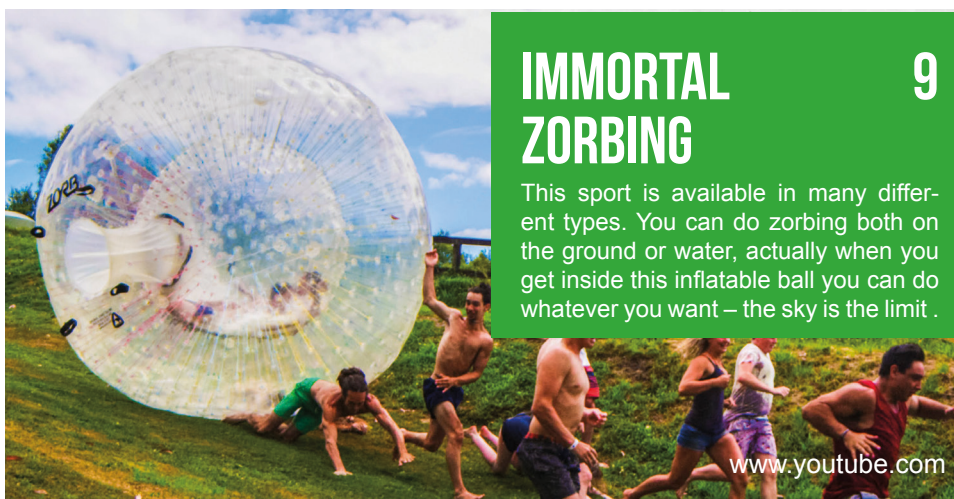
An upgraded version of a traditional hovercraft, the boat is connected to a huge kite. It allows you to fly few metres over the water and admire the view.



## IMMORTAL ZORBING

9

This sport is available in many different types. You can do zorbing both on the ground or water, actually when you get inside this inflatable ball you can do whatever you want – the sky is the limit.



## FLYING FISH

10

Something that all soaring activity lovers would like to try. Volunteers get on the huge, inflatable kite which is attached to the boat and fly behind it. Just be careful not to fall down!





# Modular tent with garage and dining room

## Camping in luxury

Even the biggest fans of camping are aware of the inconveniences connected with spending holidays in a tent. Logos, a Japanese company, has created a module tent which is useful for short weekend trips for two, as well as family holidays and trips with friends.

Decagon is a tent which consists of couple modules that can be easily connected. The main construction is a pentagon canopy to which other elements are attached such as bedrooms and garages (that is places which one can closely approach with a car).

The middle part makes an ideal common area which, after sitting, with the addition of a couple of chairs and a table, can easily be converted into a dining room.

There are two types of bedroom modules – a smaller one which is suitable for couples, and a bigger made for families with children.

The garage module allows for parking the car close enough to use the trunk as an internal area which is directly accessible even during bad weather.







# Flak Sack “Lock It and Leave It”

Ohio startup created a super-practical theft-proof drawstring backpack that lets you work, play, travel and relax knowing that your stuff can't be tampered with or stolen.

## Crowdfunding Platform

The LOCTOTE INDUSTRIAL BAG COMPANY launched a product on Kickstarter on April 5th. It solves a problem faced daily by active people all over the world – where to put personal items and valuables like a wallet, purse, electronics, keys, jewelry, and passport when they cannot be in direct control or in a constant field of vision.

## What is Flak Sack?

When left behind, even when hidden in a coat pocket, shoe, or typical purse or backpack, these items are an easy target

for thieves. The Flak Sack is a practical soft, flexible, attractive, drawstring backpack that is essentially a portable safe for belongings.

## How does it Work?

It incorporates a hidden locking mechanism that enables the bag to be locked shut, and locked to a stationary object. This patent-pending locking mechanism is extremely difficult to cut, and tested to handle over 1,000 lbs of force without breaking.

## How is it Made?

The bag is made from a proprietary extreme cut-resistant fabric that cannot be cut with scissors or knives. To prove it, the company's CEO posted a video of himself getting slashed by a box cutter while wearing a t-shirt made of the same fabric.

## Where can I Buy it?

Inside, the Flak Sack has a large waterproof pocket that is lined with an RFID shielding material that makes it impossible to scan personal data through the bag. Initially, the only way to get a LOCTOTE bag is through Kickstarter.

At the conclusion of the Kickstarter campaign, the company will make the Flak Sack available for purchase through their website.





# The KAISR Original Revolution in your rest time!

**The KAISR Original is a super comfy, portable and fun to use inflatable sofa. This one of a kind product from Amsterdam, that needs only two scoops of air, is now within your reach!**

Made of super strong and air-tight yet ultra light, waterproof and durable parachute fabric, the KAISR Original weighs just 1.3 kg.

It also has a stretch pocket on the side for cans and drink, a double pocket for books/ebook readers and phones, and also a bottle opener, which makes it fun to use. Apart from floating on water, the super stable sofa can be used on any surface that isn't perfectly smooth or soft. It can endure anything – from grass and sand to rougher terrains like those with shells, small rocks or even hard pavement, which makes it perfect for long hiking trips, sunny days at the beach or park, favorite outdoor festivals and sunbathing in the backyard.

“Dragging along those heavy beach chairs, spending the whole afternoon inflating air mattresses or lugging around a bulky bean bag are passé now with the KAISR Original. It also beats sitting or lying on a thin towel on the hard ground. Our goal was simple – to completely change the way people unwind. We tested our product for a whole year, travelled the world and used it under the hardest conditions,” said Maarten, founder of KAISR Original.

The KAISR Original has a maximum weight capacity of over 250 kg, which means it can easily support 3 adults while



lasting up to 8 hours on a single inflation. Deflating it is a breeze – simply unclip the opening and the air lounge will release 700 liters of air in a heartbeat. A small loop on the side helps secure it to the ground.

The KAISR is great for those long hiking trips ... hanging out at the beach or the park... sunbathing in your backyard ... Or at your favorite outdoor festival!





# GoBoat!

## The world's most portable boat

**Unfold the GoBoat, inflate it, and you're ready to go explore the waters!**

Imagine driving to the lake. You park in a standard parking spot, open up the hatchback and pull out your boat.

Within minutes you snap it together, pump it up with air and carry it to the water's edge. The GoBoat is a portable boat that offers a brand new way to get on the water. There's no need to mess with a trailer or boat landing to launch your boat.

Just add a trolling motor, and you can take the GoBoat to places a larger vessel could only dream of going. With a draft of just inches, the GoBoat navigates shallow and narrow waterways with ease. Its nimble design allows outdoorsman to take the boat exactly where they want to be on the water.

It's perfect for fishing, hunting or just relaxing. For more light-hearted fun, the GoBoat doubles as a crowd-pleasing bumper boat. The kids love it.



GoBoat creator, Dave Yonce recently launched a Kickstarter campaign to introduce his product to the world. "The GoBoat is something I've dreamed of sharing for years. This boat is a game changer because it's so portable and so simple to operate. I'm excited to make a great day of boating affordable for everyone."

Dave Yonce is no stranger to startup success. He was the co-founder of Solarwinds, a multinational software company and is best known for his appearance on ABC's Shark Tank with his IcyBreeze portable air conditioner. The GoBoat patent is approved, and Yonce has a team in place for manufacturing and distribution.

Expected retail price is \$499, but Kickstarter backers could pre-order boats as low as \$199.







# Kite Buggy

check out this wind powered drive!



## Kite Buggy Design

The kite buggy is a three wheeled landsailer. Rather than a mast and sail the pilot uses power kites. The most common buggy designs are from Peter Lynn and Flexifoil International. Common design characteristics include stainless steel tube frame (less than 20 lbs. w/o wheels), low centre of gravity (for stability), excellent centre of balance (for quick manoeuvrability) and they can be quickly disassembled for easy transport.

Costs run in the \$450 - \$1000 range for a new buggy depending on model, but the investment pays off over an almost unlimited lifespan.



## Kite Buggy Engines: The Power Kite

Ram-air parafoil wings differ from sails in that the parafoil uses wind pressure to inflate the wing, creating a 3-dimensional airfoil.

Airfoil wings create lift using the differential between higher pressure on the bottom and less pressure on the top of the wing. Sails offer resistance to the wind and are more limited in their efficiency. Ram-air foils have no rigid frame, relying on air pres-

sure and multiple bridles to hold the shape while in flight, it makes them lighter too.

Beginners should choose a moderate size kite, despite the temptation to get the biggest most powerful kite available.

A good 3 or 4 metre size kite will fly in a wide wind range and won't overpower the novice flyer in moderate winds. As your experience and kite collection grows, that first kite you bought will still probably be your go to kite on most days.

## Best Places to Buggy

Buggies favour large open spaces and smooth winds for the best sailing, but their small size and easy manoeuvrability allows experienced buggy pilots access to areas unsuitable to more traditional land yachts.

The more space you have the easier and safer it will be. Clear areas downwind are also important if and when you have to release the kite. Urban buggy riders use soccer fields and other large open areas. Beach buggy

riding is best done away from sunbathers, strollers and other beach users. Be responsible and safe!

Grass and sand require more power than hard-pack or pavement, but they are favoured because of the balance between grip and drag. Pavement and hard-pack can be very fast, but the incredible side grip in a tight turn can flip the unwary rider. Hard-packed sand is perhaps the best surface to buggy on, with grassy lawns in second place. Hard sand provides great traction and better control in a slide.



## Ridding the Buggy

The biggest secret to successful buggy riding is to develop skills before you develop speed. The image of cruising at speed is the result of basic skills and control. Injury is usually the result of foolishness, not the buggy.

### • Wind

Smooth, medium winds of 10 to 20 mph are the best for learning. On dry lakes and pavement, the rolling resistance is much less and lighter winds may be enough.

### • First

Use the smallest kite that will work and medium winds. Work the kite to gain speed. When you stop working the kite, speed should drop off.

### • Starting

Get comfortable with the kite and controls before jumping on a buggy. If the kite crashes, get off the buggy and re-launch, then remount the buggy.

### • Going

Start with the kite overhead and drop it into the wind in the direction of travel to gain speed. Work the kite back and forth to increase power and speed.

### • Stopping

While the kite buggy lacks mechanical brakes, there are very effective braking systems for kite buggy sailors. Mechanical brakes would be ineffective. Dropping the kite behind the line of travel for a moment and then bringing it back overhead slows the buggy more quickly.



# CAMPERVAN HOLIDAYS

## CHOOSE THE PERFECT MODEL!



In the United States camping is one of the most popular ways of spending vacations. It shouldn't be surprising – camping is a perfect solution for families with children as well as for groups of friends.

It allows people to save some money and spend holidays in a more unusual way than on an all inclusive one in Egypt. Al-

though, each camper is different and the type you will choose will depend on your needs and budget (more often). We prepared a selection of three campers each from three different price levels. Have a look at how prices impact quality!

### Comfortable and economic

Base 4 x 4 was designed for those whose budgets does not allow them to sleep on Italian leather during holiday trips. Everything that generates higher costs has been excluded from this camper, it is: highest quality audio set, dishwasher,

er, washing machine, shower and wine cabinet. Instead, we have simple furniture and basic equipment which is enough to have a pleasant holiday.

Base 4 x 4 has some interesting solutions which enlarge the inner space thanks to material inlays in the roof and walls (made out of codura, one of the the most du-





rable materials on the market).

**Camper price: ca. \$95.000**

### Sportish and comfy

Designed by Ford, the new model of the touristic camper has been upgraded thanks to the use of glass fibre which has made the walls thinner, resulting in more space inside. The Sportmobile is equipped with four comfortable sleeping areas (two separate double beds) and what is necessary for such vehicles - many shelves and storage. From the outside, it looks like a traditional Jeep and it is actually ideal for both driving on a highway and on more extreme roads.

**Camper price: ca. \$120.000**

### Luxurious

Something for those that enjoy high class travelling. Frankia I 840 is a vehicle that was awarded the title "Camper of the Year, 2014". Electric folding beds, separate bathroom with a shower and toilet, fully equipped kitchen, high standard wood and carpets, as well as eight different styles to choose when customising your version. In fact, everything you need to feel as if in a luxurious apartment.

**Camper price: ca. \$135.000**





# ATYPICAL TENTS CAMPING LIKE A KING!

## BOOK CAMPING TENT

[www.goexplore.net](http://www.goexplore.net)

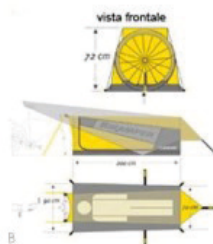


## CAMPER OPERA HOUSE

[www.thetentairconditioner.com](http://www.thetentairconditioner.com)



## COCOON-TREE TENT



## BIKAMPER

[www.thetentairconditioner.com](http://www.thetentairconditioner.com)



## LOTUS BELLE TENT



[www.thetentairconditioner.com](http://www.thetentairconditioner.com)

## CAMPING DONUT-SHAPED



[www.thetentairconditioner.com](http://www.thetentairconditioner.com)

## LIKE-A-CORK TENT



[www.wideopenspaces.com](http://www.wideopenspaces.com)

## 2-SECOND TENT



[www.thetentairconditioner.com](http://www.thetentairconditioner.com)

## KAHUNA TENT



[www.lowcytrendow.pl](http://www.lowcytrendow.pl)

[www.wideopenspaces.com](http://www.wideopenspaces.com)





# The Big Test!

## WARNING!

A heatwave  
is coming!

If you have not yet heard about Slip and Slide, it might be time that you took a look at this latest holiday craze! Needless to say, the fashion for this type of entertainment came, as usual, from overseas.

A popular summer holiday amusements is the water slide. This is a great way to combat the heat and have fun - not only

for children!

Of course, you may wish to make one yourselves but for not much higher a price you can get the finished product made from high quality materials. It will prove an enduring attraction and is ideal for parties and outdoor activities.

## Let's test it!

The product arrived extremely quickly. As it turned out the kit contains everything you need for fun. We couldn't wait, so

proceeded to assemble straight away.

## Our kit contained:

- A very strong material (resistant to tearing and stretching) 9 m long and 1.3 m wide,
- Foam separators,
- An anti-slip mat (beginning of slide),
- Material that facilitates a slow-down at the end of slide,
- Pins and rope.

In addition, an empty lawn with access to water and a garden

sprinkler is required. Assembling to the kit turned out to be child's play!

We placed it on our "play-ground" which had already been selected. We cleared it of stones and pebbles, spread the foam substrate on then extended the material.

After this we attached the foam separators. These help to maintain the correct track and to save water. The installation proved to be extremely simple and took no more than 5 minutes to complete.



The slide was attached to the ground thanks to special steel mesh (rope and pins which were included in our set). This greatly facilitated the preparation. Finally we spread out the tarpaulin which acted as a brake and started the fun! Adrenaline, coldness and rivalry, is there anything better on a hot day? What happened next? Well, let's

just say that the party continued until nightfall.

### Is it worth the money?

For us this was a very good choice. For less than **50 Euros**, we have a product that is suitable for both children and adults alike. It offers a great source of fun for many seasons to come and you don't need any special equipment to experience it!







# III TRADE FAIR FOR TECHNICAL TEXTILES

12-13/10/2016

Łódź, Poland

InnovaTex 2016  
CONFERENCE

[www.ttww.pl](http://www.ttww.pl)

Organizers:



Lodz University of Technology



Media patronage:

**Tetex.**